




Your Touchstone Energy® Cooperative 

1850 W. Oklahoma, P.O. Box 368  
Ulysses, KS 67880  
620-356-1211 or 800-794-9302  
[www.pioneerelectric.coop](http://www.pioneerelectric.coop)

**PIONEER ELECTRIC  
COOPERATIVE**

# NEWS

## Pioneer Electric Cooperative, Inc.

### Board of Trustees

- Martie Floyd** – President
- Alfred Alexander** – Vice President
- John Jury** – Secretary/Treasurer
- Melvin Winger** – Trustee
- Mike Brewer** – Trustee
- Fred Claassen** – Trustee
- Jeff Moyer** – Trustee
- Jim Bell** – Trustee
- Charles Milburn** – Trustee

### Staff

- Steve Epperson** – CEO
- Randy Magnison** – Executive Vice President, Assistant CEO
- Lindsay Campbell** – Executive Vice President and General Counsel
- George Bushnell** – Vice President of Engineering and Operations
- Chantry Scott** – Vice President of Finance and Accounting
- Anita Wendt** – Vice President of Energy Services
- Alyssa Hammond** – Editor

## In Case of an Outage

If your electricity is off for more than a few minutes, call 888-551-4140. After-hours calls will be answered by dispatch and forwarded to standby personnel.

## Summer DIY Electrical Safety

Summer is a great time to get out and start knocking things off your do-it-yourself list. Whether it's sprucing up the outside of your house, or giving the inside a complete overhaul, there are certain things one should keep in mind to avoid injury or setbacks.

### Outside

While painting the house may seem like a simple task, several factors can be at play when you finally roll up your sleeves to get started. Power lines often run over areas where you may need to work. Avoid accidental contact with power lines by carrying ladders and any other equipment horizontally and remember to look up before raising your ladder or poles to make sure they don't come within 10 feet of any power lines.

### Inside

Open concept spaces are a trendy way to enlarge the space you have and create a fresh look in your home. Before taking out that wall between the dining room and kitchen, know where your electrical wires run to avoid cutting into them.


### Landscaping

Before you start digging, remember to look down. Utility lines run just beneath the surface of the ground. If you're considering breaking ground for a new fence, pool, garden or even just wanting to spruce up the front yard with flowers, call Kansas One-Call first by dialing 811. With just a little forethought, you can save yourself from a potential headache (and bill) of a damaged utility line.



## Anytime. Anywhere.

- Account management
- Bill notifications
- Outage reporting





## MEET YOUR COOPERATIVE EMPLOYEES!

# Dee LONGORIA

## ENERGY SERVICES COORDINATOR

"I love going out and meeting people in our communities and being able to serve their needs through the company. You get to meet a lot of people," **DEE LONGORIA**, energy services coordinator for Pioneer Electric and Southern Pioneer Electric, said when she described her favorite parts of her job. Servant-leadership is what drives Longoria and it's something that Pioneer Electric has helped bring out in her.

When she first started at Pioneer Electric, the company wasn't even housed in its current building. That move wouldn't be until 1997. Longoria started when Pioneer was housed in what is now the Skyland Grain building, just down the road east from the current location. Upon seeing the job posting for a position in the customer service department, Longoria jumped at the chance.

"It seemed like an excellent opportunity," Longoria said. Now, nearly three decades later, Longoria's role has changed from customer service to energy service coordinator.

A normal day at the office would have her working outside of it. Longoria spends a bulk of her time coordinating events, assisting with safety demonstrations, attending community events on behalf of the company and promoting Pioneer Electric and Southern Pioneer's Scholarship and Youth Tour Programs. She also attends the Southern Pioneer Advisory Council's quarterly meetings and chamber meetings in Southern Pioneer's service territory.

It's satisfying for her to take part in meeting the needs of the communities she helps serve. She particularly enjoys spending time visiting local senior centers during their senior lunches, working with scholarship and Youth Tour kids and taking part in presentations for the H.U.G.S. Program.

"I love getting to surprise them, especially when we partner with CoBank and we can give them even more than they were expecting," Longoria said.

Longoria resides in Ulysses, where her desire to serve spills over into her personal life, too. "I'm currently on the Grant County Alumni Association, the pastoral council at my church, the Ulysses Ladies Golf Association, and I serve as the Republican precinct committeewoman for Precinct 3," Longoria said. "I've been involved in several other organizations, boards and committees as well." She also makes herself available to spend as much time as she can with her and her husband's five grandchildren.

Longoria embodies Pioneer Electric's core belief in providing world-class service. Through her position at the company, she provides the communities she helps serve with meaningful events and programs that allows this corner of Kansas to shine a bit brighter.



From left: Dee Longoria stands with Sullivan Elementary School Art Teacher Stephanie Manis, Vice President of Energy Service Anita Wendt, and Sullivan's Principal Scott Meitler, as they present Manis with \$6,000 for her classroom as a H.U.G.S. donation.

# Farming and Power Lines, They Go Hand in Hand

Southwest Kansas is once again buzzing with the sound of machinery turning the earth. Now, more than ever, farming is essential to our economy, and is something we do well in our area of Kansas. Before heading into the field, it's worth taking note of power lines that may surround your field and understanding how they should impact your decisions while operating equipment.

When entering, exiting and working the edges of the field remember to always check for power line clearance. It can be useful to have a "spotter," someone who can help guide you and avoid coming into contact with power lines. It is best to maintain a 10-foot distance from all power lines in any direction. Should you accidentally make contact with an overhead power line, do not leave the cab of your vehicle. Stay put and call 911.

If staying in your vehicle is not an option, due to either smoke or fire, quickly assess the area outside of your cab to make sure there are no live wires in your path. If it is safe to do so, make a solid jump out of your vehicle as far away as you can, keeping your feet together and your arms crossed tightly across your chest. Once on the ground, keep your limbs together and hop as far away as you can (at least up to 35



KELLY RAE HOWARD, ULYSSES

feet away). After you are a safe distance away, call 911 and do not attempt to reenter your vehicle.

If you would like to have the power lines around your fields measured for clearance, contact Pioneer Electric. Our crews will be able to safely evaluate the power lines in the areas you work and can help you determine your best course of action before you start moving heavy equipment.

Another thing to keep in mind during this season of planting and harvesting is the National Electrical Safety Code that addresses how close grain bins

can be to power lines. Our website ([pioneerelectric.coop](http://pioneerelectric.coop)) has links to important safety information associated with power lines and grain bins.


Proper electrical safety knowledge is another tool that farmers can take with them as they head out into the fields this summer to make this season another successful one.

If you have questions about power line clearances, grain bin placement, or are interested in electrical safety as it applies to farming, please give our office a call at 620-356-1211 or visit us online at [www.pioneerelectric.coop](http://www.pioneerelectric.coop).

## LOVE THE OUTDOORS? BE SAFE OUT THERE.



Two-thirds of lightning fatalities are associated with outdoor recreational activities.



Pay attention to weather forecasts before you go canoeing or boating. Get off the open water as soon as you hear thunder.



Do not use generators in enclosed areas. The same goes for grills, camping stoves, or other small appliances that produce carbon monoxide.

Going for a hike? If you hear thunder or see lightning, do not seek shelter under a tree.



Look up for power lines while fishing or sailing. Fishing is the most common outdoor activity associated with lightning-related deaths.



Tent camping? Plan ahead and seek shelter in a hard-top vehicle or four-sided building during a storm or at the first sight of lightning.



# WEATHERING THE

# STORM

Summer in southwest Kansas is often a tumultuous time for weather. Help your family ride out the storm safely by being prepared.

## BEFORE THE STORM

- ▶ Know where to find shelter
- ▶ Tune in to local news and weather sources
- ▶ Have a first-aid kit
- ▶ Stock up on non-perishable food items
- ▶ Fresh batteries for radios and flashlight
- ▶ Charge electronics

## DURING THE STORM

### IF YOU'RE OUTSIDE

- ▶ Move indoors
- ▶ Seek shelter in a sturdy building
- ▶ Keep away from doors and windows

### IF YOU'RE DRIVING

- ▶ Remain in your vehicle
- ▶ Pull over if possible

## AFTER THE STORM

- ▶ Continue to listen to news and weather sources
- ▶ Assess the damage
- ▶ Avoid rushing or standing water
- ▶ Report any outages
- ▶ Help your neighbors

## FIRST-AID KIT SUPPLIES

- ❑ 2 ABSORBENT COMPRESS DRESSINGS (5X9 IN.)
- ❑ 25 ADHESIVE BANDAGES (ASSORTED SIZES)
- ❑ 1 ADHESIVE CLOTH (10 YARDS X 1 IN.)
- ❑ 5 ANTIBIOTIC OINTMENT PACKETS
- ❑ 5 ANTISEPTIC WIPE PACKETS
- ❑ 2 PACKETS OF ASPIRIN (81 MG EA.)
- ❑ 1 EMERGENCY BLANKET
- ❑ 1 BREATHING BARRIER
- ❑ 1 INSTANT COLD COMPRESS
- ❑ 2 PAIR OF NON-LATEX GLOVES
- ❑ 2 HYDROCORTISONE OINTMENT PACKETS
- ❑ 1 - 3-INCH GAUZE ROLL BANDAGE
- ❑ 5 - 3-INCH X 3-INCH STERILE GAUZE PADS
- ❑ 5 - 4-INCH X 4-INCH STERILE GAUZE PADS
- ❑ ORAL THERMOMETER
- ❑ TWEEZERS

SOURCE: THE AMERICAN RED CROSS